

# **\*\*CAUTION\*\***

**Inside this packet are two different preparation instructions. Please match the name on your bottle of prep to the proper instructions inside this packet and follow the instructions.**

**Colyte generic is Gavilyte-C polyethylene glycol and electrolytes solution**

**Suprep generic is Sodium sulfate, potassium sulfate and magnesium sulfate oral solution**

**Zofran generic, ondansetron**



# COLYTE COLONOSCOPY PREP

Your physician has scheduled you for a colonoscopy. Please follow the instructions below.

- If you need to cancel or reschedule your procedure for any reason, please call the Endoscopy Scheduler at 970-663-2159 at least 48 hours prior to your exam.
- If you are unable to complete your prep, notify the Skyline Endoscopy Center at 970-663-2159. For questions after hours call 970-669-5432 and ask for the gastroenterologist on-call.
- Completely fill out the “TELL US ABOUT YOURSELF” form in your packet. Bring the completed form and your packet with you the day of your exam.**

## *General Information:*

- ✓ **If any of the following conditions apply to you, you must be seen in the endoscopist’s office or obtain the endoscopist’s authorization prior to your procedure. Do you:**
  - Take a blood-thinning medication?
  - Have congestive heart failure?
  - Use oxygen at home?
  - Have any implanted electronic devices?
- ✓ For 7 days prior to your procedure, try to avoid nuts, seeds and corn.
- ✓ Take your prescribed medications as you normally would up until 3 hours before your procedure.
- ✓ This laxative will cause diarrhea. Please follow the instructions on the back of this page.  
**Good visualization of the colon depends on adequate colon cleansing.**
- ✓ Make arrangements to have a responsible adult drive you home. Your driver should plan to stay at the facility during your procedure. Public transportation (bus, taxi, shuttle) is NOT allowed unless you have a responsible adult with you.
- ✓ After the procedure, you should have an adult with you for 4 to 6 hours.
- ✓ If polyps are removed, plan to remain in this area or an area easily accessible to emergency health care for 14 days after the procedure.

## **DIABETIC INSTRUCTIONS:**

- ✓ If you are a diabetic and your procedure is scheduled to be done in the morning, hold your medications or insulin the morning of the procedure. We suggest you check your blood sugar at least 4 times a day at mealtime and bedtime.
- ✓ If you are diabetic and your procedure is scheduled to be done in the afternoon, contact your primary care physician to confirm how to take your diabetic medications. We suggest you check your blood sugar at least 4 times a day at mealtimes and bedtime.

**(see other side for prep instructions)**



In advance, you will need to purchase a bottle of Colyte (Golytely, Nulytely, or other equivalent brand) by prescription from the pharmacy of your choice. Colyte prescription is included in your packet.

**PLEASE NOTE:** If you previously have not been able to use the Colyte type prep (laxative mixed with one gallon of water), call 669-5432 at least 24 hours before starting prep to get alternate instructions.

## **DRINK PLENTY OF CLEAR LIQUIDS TO PREVENT DEHYDRATION.**

**Suggestion:** Sucking on lemon drops while you are taking the laxative may make it more tolerable.

- The day before your exam for breakfast you may have only white bread/toast, rice cereal, cream of wheat, eggs, milk, and/or juice. NO fruit, vegetables, nuts or seeds.
- After breakfast switch to clear liquids.
- On your clear liquid diet you may have only: water, coffee, tea, soda, broth, bouillon, liquid or set jello, popsicles (no red jello or popsicles), juices without pulp such as apple, cranberry or grape juice. No juice with pulp is allowed. No milk or cream products are allowed.
- At 5 p.m. mix the Colyte contents (or the brand provided by your pharmacist) with 1 gallon (4 liters) of water in the container provided. Shake or mix well. You may chill the solution but do not ice it. To improve the taste you can add Crystal Light (not red colored) to the Colyte.
- Studies show that split dosing does a better job of cleaning the colon. You will take part of the laxative the night before and the remainder of the laxative the next morning before your procedure.
- At 5:30 take one Zophran tablet.
- At 6 p.m. begin drinking the Colyte solution. Drink 8 ounces (1 cup) every 10-15 minutes until you have drunk 13 cups. This is  $\frac{3}{4}$  of the gallon container. Save 4 cups (or  $\frac{1}{4}$  of the container) for the next morning. You should be having clear, light yellowish, watery diarrhea. You can continue drinking clear liquids the night before your procedure.
- 5 hours before you are scheduled to arrive for your procedure, take one Zophran tablet and drink 8 ounces (1 cup) of Colyte every 10-15 minutes until you have finished the remainder of the gallon container. You should be finished drinking the Colyte solution within one hour. Drink all of the prep even if you are having clear watery diarrhea. (Your stools may initially be dark liquid when you get up in the morning. This is normal.)
- 4 hours before you are scheduled to arrive, do not eat or drink anything. (No hard candy or gum.)
- Take prescribed medications as you normally would up to 4 hours before your procedure, except for diabetic medications (see instructions for diabetic medications on front of sheet).

**IF YOU ARE SCHEDULED FOR BOTH A COLONOSCOPY AND GASTROSCOPY FOLLOW THE SAME INSTRUCTIONS AS LISTED ABOVE.**



# COLONOSCOPY PREP — SUPREP

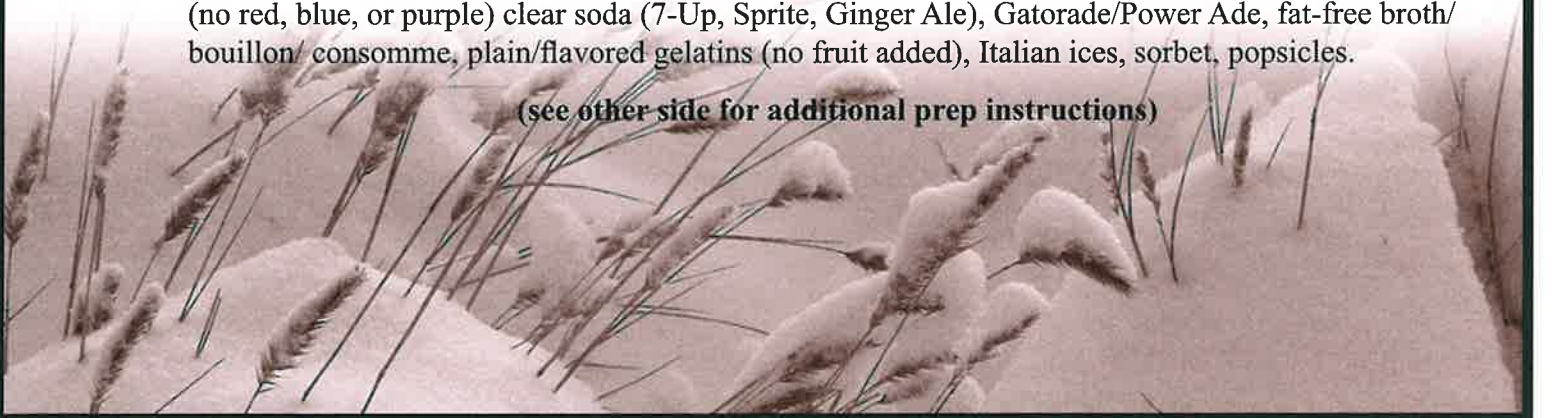
Your physician has scheduled you for a colonoscopy. Please follow the instructions below.

- Please read the following instructions carefully at least 7 days before your scheduled procedure. It is absolutely necessary that you complete the following instructions, with no changes, unless specified by your physician.
- If you need to cancel or reschedule your procedure for any reason, please call the Endoscopy Scheduler at 970-663-2159 at least 48 hours prior to your exam.
- If you are unable to complete your prep, notify the Skyline Endoscopy Center at 970-663-2159. For questions after hours call 970-669-5432 and ask for the gastroenterologist on-call.

## INSTRUCTIONS:

- ✓ For 7 days prior to your procedure, avoid ALL nuts, seeds, corn and RAW green vegetables.
- ✓ Make arrangements to have a responsible adult drive you home. Your driver should plan to stay at the facility during your procedure. Public transportation (bus, taxi, shuttle) is NOT allowed unless you have a responsible adult with you.
- ✓ If you take blood thinner products: Follow the instructions for your blood thinner products as you were directed by your GI physician, cardiologist, or prescribing physician.
- ✓ If you take insulin products or oral diabetes pills: Contact your physician to obtain specific directions for dosages on the day before and day of your procedure.
- 5 days before your procedure, go to the pharmacy and pick up your prescribed Suprep kit and Zofran prescription.
- 1 day before your procedure, you may have a light breakfast. **This MUST be completed by 9a.m.** Choose from **ONE** of the following:
  - White bread/toast OR
  - Rice cereal OR
  - Cream of wheat OR
  - Eggs
- You may also have the following:
  - Milk
  - Juice (no red, blue, or purple)
- After 9 a.m., do not eat anything and drink only clear liquids until 4 hours prior to procedure (no red, blue, or purple). Clear liquids include: water, tea, plain coffee (no creamer or milk), clear juices such as apple or white grape juice, lemonade from powdered mix, kool aid or crystal light (no red, blue, or purple) clear soda (7-Up, Sprite, Ginger Ale), Gatorade/Power Ade, fat-free broth/bouillon/ consomme, plain/flavored gelatins (no fruit added), Italian ices, sorbet, popsicles.

(see other side for additional prep instructions)



- At 6 p.m. the day before your procedure begin your first dose of prep.
  1. Take one Zofran tablet.
  2. Pour ONE 6-ounce bottle of Suprep liquid into mixing container.
  3. Add cool drinking water to the 16-ounce line on the container and mix.
  4. Drink ALL of the liquid in the container.
  5. You MUST drink two (2) more 16-ounce containers of water over the next hour.
  6. Continue drinking clear liquids for the rest of the evening.
  
- ✓ **Stay close to the restroom. You may use baby wipes or A&D ointment to alleviate the discomfort from your prep results.**
- You may take your medications as instructed (especially heart and blood pressure) up to 4 hours prior to checking in for your procedure.
- Follow specific directions given by your physician regarding insulin, oral diabetic pills, and blood thinners.
- Day of procedure: 5 hours prior to check-in time, drink the second bottle of Suprep.**  
(For example, if you are to check-in at 7:15 a.m., you will need to get up at 2:15 a.m. and drink the 2nd bottle of Suprep).
- Repeat steps 1-5 from above for second dose using the 2nd 6-ounce bottle of Suprep.
- After taking your second dose, stop all fluids.**
- Do not take any medications after completing your second dose of Suprep.**
- Nothing by mouth, including gum, mints, or candy starting 4 hours prior to your procedure until after your procedure is complete.**
- Your bowel movements will turn watery and toward the end of the prep will appear yellow or clear. If the bowel movement is not yellow or clear, notify the pre-op nurse when you arrive at the facility.
  
- ✓ **Appointment time:** Arrive at your appointment check-in time with your responsible adult driver. Your driver should plan to stay at the facility during your procedure. Public transportation (bus,taxi,shuttle or uber) are not allowed unless you have a responsible adult with you.

**For your safety, your procedure will be cancelled if you do not have a ride home.**



# ABOUT YOUR COLONOSCOPY

Dear Patient:

Your physician has referred you for a colonoscopy. The purpose of this letter is to familiarize you with the nature of the exam, its benefits and its risks. What follows is absolutely essential for you to know, so please read this carefully. We consider your understanding of this material to be so important that we will ask you to sign this letter acknowledging you have read and understood this information. If you have any questions please contact us by phone (970-663-2159) before the procedure so we can discuss your concerns with you.

***Why you should have a colonoscopy:*** Colonoscopy is an examination of the entire colon (large intestine) using a long, thin, flexible tube with a television camera on the tip called a colonoscope. The procedure is done for a number of different purposes. The most common goal is an effort to prevent colon cancer. Without any screening, about one out of twenty people will develop colon cancer. The risk is even higher for people with a family history of colon cancer. Most, but not all, cancers begin as benign tumors called colon polyps. Over time polyps can grow and become cancers. Finding and removing colon polyps markedly reduces your risk of developing colon cancer. Likewise, if a colonoscopy is done, and no colon polyps are found, it is unlikely that you will have problems with colon cancer within the next 5 years. Other reasons for having a colonoscopy include searching for a cause for diarrhea, abdominal pain, blood in the stools, and anemia.

***The procedure:*** The preparation for the examination starts with a laxative, which is described in detail in the prep instructions. Good visualization of the colon depends on an adequate colon cleansing.

The actual examination usually takes between 15 and 30 minutes. Before the procedure an IV will be started in order to give necessary medications. Heart and lung function monitors are used to enhance safety. You will lie in a comfortable position in a bed. To prevent cramping and pain during the procedure you are sedated. The setting is calm and private. Because of the medications, you will probably remember little or none of the procedure. It is unlikely that you will find the examination to be unpleasant. Most people feel that the only unpleasant part of the entire process is the laxative, but as noted above, it is vital to the success of the procedure.

After the procedure, it will take you about a half an hour to wake up enough to leave the endoscopy center. Most people are in and out of the endoscopy center in about two hours. Because of the sedation, you will need a ride home. You will not be able to drive for at least 12 hours. You will probably be able to resume most of your normal activities about six hours after the procedure. If polyps are removed, there is a small risk of bleeding for up to two weeks afterwards. For this reason, you should only have the procedure done if you will be within easy reach of an emergency room for the next 14 days.

Examples of activities you need to avoid for two weeks after polyps are removed include travel in airplanes and backcountry recreation. It is fine to drive to areas with reasonable levels of emergency medical care.




**The Limitations of Colonoscopy:** Colonoscopy is the most effective cancer preventative test we have, but it is not perfect. Having a colonoscopy can be expected to decrease your risk of dying from colon cancer by about 90 percent over the next five to ten years. Unfortunately, cancers can still develop, although very rarely, in this interval after a colonoscopy. This occurs for two main reasons. First of all, polyps can be missed during a colonoscopy. In the best of circumstances, this seems to happen to about 10 percent of polyps. This problem is due to difficulty in seeing the entire colon because of the presence of sharp folds and corners, poor cleansing of the colon, and limitations in the view of the TV camera. These factors can all create "blind spots". The second cause for the appearance of cancers within several years of a colonoscopy is that some cancers simply seem to develop extremely rapidly. While not perfect, colonoscopy is still extremely worthwhile since it can be expected to prevent the vast majority of deaths that would otherwise occur from colon cancer. At this time, colonoscopy is the most effective screening tool for colon cancer.

**Alternatives to Colonoscopy:** Other screening tests for colon cancer include testing the stool for occult (invisible) blood, a limited scope exam without sedation called a flexible sigmoidoscopy, and barium enema X-ray. All of these have been shown to prevent some cases of colon cancer, but they are far less reliable than a colonoscopy. Furthermore, if they do detect a problem, in all cases you will need a colonoscopy to confirm the result. While they are better than doing nothing, these three alternative screening methods are clearly inferior to colonoscopy for protecting your health. CT and MRI scanning colon exams are available, but are still in development. At this time they are of uncertain benefit. In addition, these procedures may require the same prep and are often not covered by insurance. Furthermore, if polyps are found, a follow-up colonoscopy will be required to remove them. Cologuard is another alternative relatively new in the last several years. It is a stool test used to detect blood or the DNA of colon cancer. It is only indicated for people who have not had polyps nor a family history of colon cancer or polyps. It is used to detect colon cancer after it has developed but still misses 8% of cancers. It is not approved for detecting colon polyps and is not used for colon cancer prevention.


**The Risks of Colonoscopy:** Like all invasive medical procedures, colonoscopy has a chance of causing complications. Fortunately, the odds of a complication are very low. Two serious problems that are rarely encountered are perforation (poking a hole) of the colon and severe bleeding. These events can be life-threatening. Treating either of these complications might require surgery and blood transfusions. The risk of either of these events is much less than one percent. They occur somewhere between 1 in 500 to 1 in 1000 colonoscopies. Less common problems are severe medication reactions or heart attacks. Localized irritation of the vein (phlebitis) may occur at the site of medication injection. While these complications do rarely occur, it must be remembered that the risk of dying from colon cancer is far higher than the risk of suffering a complication from the examination. Your safety is our foremost concern, and the entire process is designed to minimize your chances of injury.

Please contact us at 970-663-2159, if you would like to discuss any of this further. You will, of course, have an opportunity to speak to us immediately before the procedure.


Sincerely Yours,



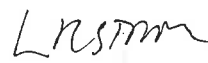
Sean P. Caufield, MD



Daniel A. Langer, MD



Crystal M. North, DO



Lewis R. Strong, MD



Shirish Poudyal, MD

**By signing here, you certify that you have read and understood the contents of this letter. If you have questions, please do not sign this until we have answered them for you.**

Name \_\_\_\_\_ Date \_\_\_\_\_



# TELL US ABOUT YOURSELF

Please complete this form and bring it and this packet to your procedure.

*Why are you having this procedure?* \_\_\_\_\_

*Do you take Warfarin (Coumadin)?*  Yes  No *Do you use oxygen at home?*  Yes  No

*Are you, or could you be, pregnant?*  Yes  No

*Do you smoke or use tobacco products?* Amount \_\_\_\_\_ *Do you drink alcohol?* Amount \_\_\_\_\_

*Do you use marijuana products?*  Yes  No

*Do you have any of the following medical conditions. If yes, please briefly explain.*

- Yes  No Diabetes \_\_\_\_\_
- Yes  No High Blood Pressure \_\_\_\_\_
- Yes  No Heart Disease \_\_\_\_\_
- Yes  No Asthma/COPD \_\_\_\_\_
- Yes  No Stroke \_\_\_\_\_
- Yes  No Liver Problems \_\_\_\_\_
- Yes  No Blood Clots \_\_\_\_\_
- Yes  No Kidney Problems \_\_\_\_\_
- Yes  No Sleep Apnea \_\_\_\_\_
- Yes  No Other \_\_\_\_\_

## *Previous Surgeries:*

Surgery/Approximate Date:

Surgery/Approximate Date:

\_\_\_\_\_  
\_\_\_\_\_  
\_\_\_\_\_

\_\_\_\_\_  
\_\_\_\_\_  
\_\_\_\_\_

*Please list any of your blood relatives with a history of colon cancer or colon polyps:*

\_\_\_\_\_

\_\_\_\_\_

## *Previous Endoscopic Procedures:*

Colonoscopy \_\_\_\_\_

Approximate Date: \_\_\_\_\_

Upper Endoscopy \_\_\_\_\_

Approximate Date: \_\_\_\_\_

*Do you have a living will?*  Yes  No *Do you have medical durable power of attorney?*  Yes  No

*Do you want any information regarding these?*  Yes  No

\_\_\_\_\_  
*Signature*

\_\_\_\_\_  
*Date*

*Health History has been reviewed by* \_\_\_\_\_ *RN* *Date* \_\_\_\_\_ *Time* \_\_\_\_\_





# WHAT TO EXPECT AFTER YOUR COLONOSCOPY

**Dear Patient:**

**Please follow these guidelines to ensure the best possible outcome after your procedure:**

- ❑ Do not drive, operate hazardous machinery, or make critical legal decisions for at least 12 hours.
- ❑ You should be in the presence of an adult for 4-6 hours after your procedure.
- ❑ Resume medications when you start eating, unless otherwise instructed.
- ❑ Mild bloating is normal. Discomfort can be relieved by walking or lying on your stomach.
- ❑ If a polyp is removed, you must remain in this area or an area easily accessible to emergency health care for 14 days.
- ❑ If biopsies are taken you will be contacted with results within 1-2 weeks.
- ❑ You may have a small amount of blood on the toilet paper or in the stool after bowel movements. If you pass large amounts of blood or blood clots, call us at 970-669-5432 immediately, and at any time of day or night, or go to the nearest emergency department.
- ❑ You should call us at 970-669-5432 immediately, and at any time of day or night, if you have a fever or persistent abdominal, back or chest pains, shortness of breath, or any concerns.





# COLONOSCOPY CONSENT FORM

## CONSENT FOR PROCEDURE



Patient: \_\_\_\_\_

**1. PROCEDURE AND ALTERNATIVES:** I, (patient or authorized representative) authorize Dr. \_\_\_\_\_ to perform procedure: **Colonoscopy with possible biopsy and/or polypectomy.**

I understand the reason and **BENEFITS** for the procedure are: **Examination of the colon with possible removal of tissue and/or removal of a polyp for diagnosis. During this procedure a digital rectal/anal exam will be performed.**

Alternatives include: x-rays, do nothing, or \_\_\_\_\_

**2. RISKS:** This authorization is given with the understanding that any procedure involves some risks and hazards. The more common risks include: infection, bleeding, nerve injury, blood clots, heart attack, allergic reactions, aspiration pneumonia and missed lesions including polyps or cancer. These risks can be serious and possibly fatal. Some significant and substantial risks of this particular procedure include: **BLEEDING OR PERFORATION. IF EITHER OF THESE COMPLICATIONS OCCUR, TREATMENT MAY INCLUDE HOSPITALIZATION, SURGERY OR BLOOD TRANSFUSION.**

**3. SEDATION AND ANESTHESIA:** The administration of sedation and anesthesia also involves risks, most importantly a rare risk of reaction to medications causing death. I consent to the use of such sedation or anesthetics as may be considered necessary by the person responsible for these services.

**4. RESUSCITATION:** I desire all resuscitative measures be employed during the procedure.

**5. ADDITIONAL PROCEDURES:** If my physician discovers a different, unsuspected condition at the time of the procedure, I authorize the physician to perform such treatment as deemed necessary to improve health.

**6.** I understand that no guarantee or assurance has been made as to the results of the procedure and that it may not cure the condition.

**7.** I consent to the photographing of the procedure to be performed for medical purposes.

**8.** I consent to the admittance of medical or paramedical observers to the procedure room.

**9.** I hereby request and authorize this health care facility to preserve for scientific or teaching purposes or otherwise dispose of the removed tissue resulting from the procedures authorized above. I further authorize the pathologist, whose services may be required, to use discretion in the disposal.

**NOTE: IF YOU HAVE ANY QUESTIONS ABOUT THE PROCEDURE, OR THE RISKS OR CONSEQUENCES ASSOCIATED WITH IT, TALK WITH YOUR PHYSICIAN. YOU MAY WITHDRAW THE CONSENT FOR THIS PROCEDURE AT ANY TIME PRIOR TO ITS PERFORMANCE. DO NOT SIGN THIS CONSENT UNLESS YOU HAVE READ AND THOROUGHLY UNDERSTAND THIS FORM.**

\_\_\_\_\_  
**Patient/Authorized Representative**

\_\_\_\_\_  
**Date and Time**

\_\_\_\_\_  
**Relationship of Authorized Representative**

**PHYSICIAN DECLARATION:** I have discussed the procedure, risks, complications, consequences, and alternatives with the patient or patient's representative, and to the best of my knowledge, the patient or representative understands this information and consents to the proposed procedure.

\_\_\_\_\_  
**Physician's Signature**





# NOTICE OF PATIENT RIGHTS & RESPONSIBILITIES

## PATIENT RIGHTS

### Decision Making

You or your representative have the right to:

- Be informed before care is given or discontinued whenever possible.
- Receive accurate and current information regarding your health status in terms you can understand.
- Participate in planning for your treatment, care and discharge recommendations.
- Receive an explanation of proposed procedures or treatments, including risks, serious side effects and treatment alternatives, including request for second opinion.
- Participate in managing your pain effectively.
- Receive emergency care or transfer to a higher level of care (hospital), if necessary, with a full explanation of your medical need for transfer. No wait for insurance authorization will be required and no financial penalty will be imposed.
- Have persons of your choice promptly notified of hospital admission.
- Accept, refuse or discontinue a treatment or drug, to the extent permitted by law, and be informed of the consequences of such refusal.
- Accept, refuse or withdraw from clinical research.
- Accept, refuse or withdraw from diagnostic or therapeutic procedures.
- Choose or change your healthcare provider.

### Equality of Care

You have the right to:

- Respectful treatment, which recognizes and maintains your dignity and personal values without discrimination on the basis of race, color, national origin, sex, age or disability.
- Accurate information about the facility where services are received and the name, credentials and job function of health care personnel involved in your care.
- Interpreters and/or special equipment to assist with language needs.
- Information on how to obtain auxiliary aids or services should these be required.
- Information about continuing healthcare requirements following discharge, including how to access care after hours.

### Confidentiality and Privacy

You have the right to:

- Personal privacy and care in a safe setting free from abuse, harassment, discrimination or reprisal.
- Sharing of personal information only among those who are involved in your care.
- Confidentiality of your medical and billing records.
- Notification of privacy practices.
- Notification of breach of unsecured personal health information.

### Grievance Process

You, or your representative, have the right to:

- Fair and objective review of any complaint you have regarding care received from healthcare providers/personnel, without fear of reprisal.
- Submit a formal complaint either verbally or in writing as shown below. You will receive a written notice of decision within 15 business days from the date the complaint was made known to the Center.

**Administrator of ASC serving as Compliance Officer:** 970-541-2582

**Colorado Department of Health:** 303-692-2904 or <https://www.colorado.gov/pacific/cdphe/health-facilities-complaint-and-occurrence-contacts>

**Department of Registry Agency:** 303-894-7800 or <http://www.dora.state.co.us/medical/complaints.html>

**CMS Ombudsman:** 1-800-MEDICARE (1-800-633-4227) or <http://www.medicare.gov/claims-and-appeals/medicare-rights/get-help/ombudsman.html>

**Office of Inspector General:** 800-447-8477 or <https://oig.hhs.gov/fraud/report-fraud>, or US Department of Health & Human Services, Attn: OIG Hotline Operations, P.O. BOX 23489, Washington D.C. 20026

**Office of Civil Rights:** <https://www2.ed.gov/about/offices/list/ocr/docs/howto.html>

### **Advance Directives**

You have the right to know that:

- You may provide a Living Will and/or Medical Power of Attorney.
- It is Skyline Endoscopy Center's policy, regardless of the contents of any advance directive or instructions from a healthcare surrogate, that if a life threatening condition should occur during your treatment at this facility, we will initiate resuscitative or other stabilizing measures and transfer you via ambulance to an acute care hospital for further evaluation.

### **Access to Medical Records**

You have the right to:

- Speak privately with health care providers knowing that your health care information is secure.
- Review and/or receive a copy of your Medical Records (including electronic format), within 30 days by secure transmission, upon written request.

### **Seclusion and Restraints**

You have the right to:

- Be free from seclusion or restraint for behavioral management unless medically necessary to protect your physical safety or the safety of others.

### **Billing**

You have the right to:

- Information specific to fees for services and payment policies, prior to the date of service.
- Payment privacy when you choose to opt out of insurance coverage, in accordance with federal regulations.

## **PATIENT RESPONSIBILITIES**

### **Providing Information**

You have the responsibility to:

- Provide accurate and complete information about present problems, past illnesses, hospitalizations, current use of prescribed or OTC medications, current use of nutritional supplemental products, and other health-related matters.
- Report perceived risks in your care and unexpected changes in your condition.
- Provide an Advance Directive, if you have one.
- Provide accurate and updated demographic and contact information for insurance and billing.

### **Involvement**

You have the responsibility to:

- Participate in your plan of care and follow the recommended treatment plan.
- Ensure you have a designated responsible adult to provide transportation and assist with your care for 4-6 hours after your procedure.

### **Respect and Consideration**

You have the responsibility to:

- Act in a respectful and considerate manner toward healthcare providers, other patients, and visitors; physical or verbal threats or conduct, which are disruptive to business operations, will not be tolerated.
- Be respectful of the possessions or property of others, as well as the facility property.
- Assist in keeping noise levels and the number of visitors to a minimum.

### **Insurance Billing**

You have the responsibility to:

- Know the extent of your insurance coverage.
- Know your insurance requirements including pre-authorization, deductibles and co-payments. Deductible amounts owed and copayments are expected at time of service.
- Call the billing office with questions or concerns regarding your bill.
- Fulfill your financial obligations as promptly as possible.

*Drs. Langer, North, Strong, Caulfield and Poudyal have a financial ownership in Skyline Endoscopy Center.*